

College Taster Pack
Horse Care Level 1





Welcome

Welcome to Horse Care we hope that this booklet will answer some of the questions you might have about your course as well as ensure you are fully prepared to start your study programme with us in September. Please complete the tasks in this booklet as they will ensure you have some foundation knowledge that will help you with your first lessons and give your lecturers a good idea of your starting point.

If you have any questions or concerns, please do not hesitate to get in touch via the email at the bottom of the page.

The team and all the horses are looking forward to greeting you at the Common Leys Farm campus on your first day of term.

Key information:

Your level 1 horse care course is a very practical hands on course. You will need to be prepared to be working with the horses most days of the week.

What you need to bring to college:

- Riding hat
- Gloves
- Suitable farm footwear
- Waterproofs
- Pen and paper
- Your college ID

Please remember no jewellery of any sort is allowed on the equine yard.

You can get a locker at the farm to store your outside gear in for a £10 deposit on your first few days.

The level 1 course is four days a week 9:30am to 4:30pm.

Your course will include:

- Your vocational topic- Horse Care
- Maths and English
- A tutorial programme
- Work experience; internal on the college yard and external at another equestrian business of your choice.
- The head start programme

Remember the free shuttle bus is provided by the College from Witney to Common Leys.

At enrolment you will receive your college ID please ensure you always have this with you. If you do not have it for any reason, please ensure you sign in at reception on arrival.



01235 216 400


enquiries@abingdon-witney.ac.uk



Tasks

Task 1: Horse health

Label the picture to show signs of good and bad health in a horse



How do you know if a horse is lame?



01235 216 400









enquiries@abingdon-witney.ac.uk




Task 2: Health and Safety

Working on a yard and with horses is a dangerous job. During your course you will learn how to keep yourselves and others safe. It is important that you are able to spot a potential hazard.

Identify the common safety symbols:

Common Sign	What does it indicate?	Common Sign	What does it indicate?
			
			
			
			

Circle all of the hazards in this picture:



01235 216 400

enquiries@abingdon-witney.ac.uk



Task 3: Work Experience

List five jobs working with horses:

1. _____
2. _____
3. _____
4. _____
5. _____

Label the personal protective equipment being worn by this veterinary nurse:



What else could she be wearing?



01235 216 400

enquiries@abingdon-witney.ac.uk



Task 4: Husbandry

Complete the table by naming the equipment and saying what it can be used for.

Equipment	Name	Used for....
		
		
		
		



01235 216 400

enquiries@abingdon-witney.ac.uk



Further reading

- <https://www.hse.gov.uk/agriculture/hsagriculture.htm>
- <https://www.rspca.org.uk/adviceandwelfare/pets/horses>
- <https://www.horseandhound.co.uk/>

Abingdon
& Witney
College



01235 216 400

enquiries@abingdon-witney.ac.uk