

College Taster Pack
Dog Grooming Level 2



enquiries@abingdon-witney.ac.uk
www.abingdon-witney.ac.uk



Welcome

As you know the Level 2 dog grooming assistant qualification is a mixture of both theory and practical. Along with your practical skills tests, you will have to complete several written assignments and an online test.

With that in mind please have a go at the following tasks as they will allow you to be ahead of the game when you return to your course in September.

Tasks

Task 1: The grooming process

Why do we groom animals?

-
-
-
-
-

What are the various stages of grooming?

Stage of
grooming











01235 216 400

enquiries@abingdon-witney.ac.uk



Task 2: Health and Safety

Identify the common safety symbols:

Common Sign	What does it indicate?	Common Sign	What does it indicate?
			
			
			
			

Task 3: Clients

Working with the customer

When an animal is brought into a grooming parlour it is important that the owner's needs are met as well as that of the animal you are grooming
 What questions do you think you would ask the owner?



01235 216 400

enquiries@abingdon-witney.ac.uk



What happens if a client's needs are not met?

Task 4: The Kennel club

Identify the role of the Kennel club



The Kennel Club has split pedigree dogs into 7 groups. For each group identify 2 breeds of dog that would be in this group.

Group	Breed example 1	Breed example 2
Gundog		
Hound		
Pastoral		
Terrier		
Toy		
Utility		
Working		

Further reading

www.thekennelclub.org.uk

www.rspca.org.uk

www.battersea.org.uk

www.christiesdirect.com

www.groomers-online.com

Encyclopedia of Dogs- David Alderton



01235 216 400

enquiries@abingdon-witney.ac.uk