

College Taster Pack
Agriculture Level 1





Welcome

Welcome to Agriculture we hope that this booklet will answer some of the questions you might have about your course as well as ensure you are fully prepared to start your study programme with us in September. Please complete the tasks in this booklet as they will ensure you have some foundation knowledge that will help you with your first lessons and give your lecturers a good idea of your starting point.

If you have any questions or concerns, please do not hesitate to get in touch via the email at the bottom of the page.

The team are looking forward to greeting you at the Common Leys Farm campus on your first day of term.

Key information:

Your level 1 agriculture course is a very practical hands on course. You will need to be prepared to be working on the farm most days of the week.

What you need to bring to college:

- College logo overalls
- Suitable farm footwear
- Waterproofs
- Pen and paper
- Your college ID

Please remember no jewellery of any kind can be worn when working on the farm.

You can get a locker at the farm to store your outside gear for a £10 deposit on your first few days.

The level 1 course is four days a week 9:30am to 4:30pm. You may also be asked to help with lambing at weekends.

Your course will include:

- Your vocational topic- Agriculture
- Maths and English
- A tutorial programme
- Work experience; internal on the college farm and external at an agricultural business of your choice for two weeks.
- The head start programme

Remember the free shuttle bus is provided by the College from Witney to Common Leys.

At enrolment you will receive your college ID please ensure you always have this with you. If you do not have it for any reason, please ensure you sign in at reception on arrival.



01235 216 400

enquiries@abingdon-witney.ac.uk



Tasks

Task 1: Farm Animal Terminology

Complete the table with the correct terms for each species. The cow has been filled in for you.

| Animal name | Male | Female | Young |
|-------------|------|--------|-------|
| Cow | Bull | Cow | Calf |
| Sheep | | | |
| Pig | | | |
| Chicken | | | |
| Duck | | | |
| Goose | | | |



01235 216 400









enquiries@abingdon-witney.ac.uk




Task 2: Health and Safety

Working on a farm and with livestock is a dangerous job. During your course you will learn how to keep yourselves and others safe. It is important that you are able to spot a potential hazard.

Identify the common safety symbols:

| Common Sign | What does it indicate? | Common Sign | What does it indicate? |
|---|------------------------|---|------------------------|
|  | |  | |
|  | |  | |
|  | |  | |
|  | |  | |

Circle all of the hazards in this picture:



01235 216 400

enquiries@abingdon-witney.ac.uk



Task 3: Work Experience

List five jobs in the farming industry:

1. _____
2. _____
3. _____
4. _____
5. _____

What area of farming would you like to work in and why?

Further reading

- <https://www.hse.gov.uk/agriculture/hsagriculture.htm>
- <https://poultrykeeper.com/general-chickens/looking-after-chickens-ten-easy-steps-to-getting-started/>
- <https://www.countryfile.com/wildlife/mammals/native-british-cattle-breeds-and-how-to-recognise-them/>
- <https://www.countrysmallholding.com/how-to-s/getting-started>



01235 216 400

enquiries@abingdon-witney.ac.uk